

35th Annual Holiday Parade

Sunday, December 9, 2018 - Parade Starts at 1:30 P.M

Presented by:

SCHUMACHER
COME JOIN THE FAMILY

Presented by:



Important Instructions for Parade staging

TO: Kem Kids Email: help@kemkids.com

Attached, please find a map detailing your staging area for the holiday parade at the Wellington Plaza OR Original Wellington Mall. Please **MAKE COPIES FOR ALL PARTICIPANTS IN YOUR GROUP** and bring the map with you on the day of the event to help locate your position.

Also enclosed is the parade route, disbursement area and parade rules are also enclosed. Following these guidelines are a requirement, especially if you wish to be judged for awards.

- Your assigned staging is E 1-12 & EE 1-8
- WELLINGTON MALL
 - WELLINGTON PLAZA

If your vehicle listed on your application has changed, notify the Central Palm Beach County Chamber immediately.

STAGING IS FROM 10:00 A.M. TO 12:30 P.M.

THE PBSO WILL CLOSE FOREST HILL BOULEVARD TO ALL TRAFFIC AT 1:00 P.M.

SO YOU MUST BE IN YOUR STAGING AREA BEFORE THAT TIME.

Non-parade vehicles are NOT allowed in the staging area.

ARRIVE EARLY

Please plan to arrive early to avoid traffic and get additional parade instructions from our staging volunteers.

You will need to enter the Wellington Mall at the Wellington Trace Entrance OR Wellington Plaza parking at the East Forest Hill entrance near Dunkin Donuts. Have your map ready to be guided to your designated staging location. Please distribute this map to all of your participants.

LIMITED PARKING/SHUTTLE

Limited parking is available at the Wellington Plaza so arriving early and carpooling is highly recommended. There is also a limited amount of parking available at the parade dispersal area at the Chancellor office building parking lot off Ken Adams Way (formerly Country Club Drive) and South Shore Blvd. A continuous shuttle bus service runs between Chancellor parking lot behind the gas station and Wellington Plaza by PNC Bank beginning at 10:30 a.m. 2 Vans has limited seats, so plan for plenty of additional time if you are using the shuttle.

CHILDREN IN STAGING

If you have children arriving by parent's vehicles, plan to have one or two adults on site and at your staging area by 10am. Parents **will not** be allowed to park in the Mall Parking lot. There is a designated parent drop off circle with a maximum 10 minute parking, or your representative can meet them in that area to walk the children to your staging area. **Have an adult at your staging area and give each parent a map to your staging area.**

HYDRATION/WATER/Sunscreen

Hydration should begin at home the morning of the parade. By the time you are thirsty, your body could be dehydrated. Also, you should plan to **bring an adequate supply of water, sunscreen and snacks** for your parade participants in the staging area.

A water station and port-o-lets will be available at the end of the parade at the dispersal area where parents can pick up their children. **We encourage speedy pick up as this area becomes very congested.**

35th HOLIDAY PARADE ENTRY RULES

Sunday, December 9, 2018 at 1:30 p.m.

Please Note 1:30
pm Start Time

Presented by:

SCHUMACHER
COME JOIN THE FAMILY

Presented by:



THEME

Parade entries **MUST** pertain to the basic theme of
“Holiday In Paradise”

NO SANTA CLAUS IN ENTRIES

DO NOT include Santa Claus as part of your entry. There will be only one Santa who will appear at the end of the parade. **Any entry that depicts Santa will be excluded from the line up. NO EXCEPTIONS.**

ROAD CLOSING - ARRIVE EARLY

Entry participants must be in the staging area no later than 12:30 p.m. as PBSO will close Forest Hill Blvd. at 1:00 p.m.
No non-parade vehicles will be allowed in the staging areas.

NO CANDY OR NOVELTIES

To avoid serious injury to children and animals (both participants and spectators), **THE THROWING OF CANDY OR NOVELTIES IS STRICTLY PROHIBITED.**

NO STOPPING DURING PARADE

Please note that in order to keep the parade running on time, **THERE WILL BE NO STOPPING AT THE JUDGES’ REVIEWING STAND. NO EXCEPTIONS!** Entries will be judged while moving along the parade route. All bands should perform for the duration of the parade. **STOPPING ALONG KEN ADAMS WAY (formerly Country Club Drive) IS PROHIBITED AND WILL BE STRICTLY ENFORCED BY THE PBSO AND PARADE MARSHALS.**

DRIVING THE PARADE ROUTE

All drivers must be at least 18 years and old and have a valid Florida driver’s license and current registration for the motor vehicle and must be ready to provide evidence of insurance. Drivers must not be under the influence of drugs, alcohol, or any medication that may impair his/her ability to drive. All motorized vehicles must proceed at a slow parade pace, proceeding in a forward motion and maintaining 50 feet from the preceding unit. No speeding up, skidding, sudden braking and/or “wheelies” will be allowed. Please include a vehicle if children under five years old are part of your entry (parade route is 2 miles long).

Have plenty of water available for all your participants.

CONSUMPTION OF ALCOHOL IS STRICTLY PROHIBITED!

FAILURE TO COMPLY WITH THE RULES WILL RESULT IN EXPULSION FROM THE PARADE BY PARADE OFFICIALS AT THE STAGING AREA AND THROUGHOUT THE PARADE ROUTE. PLEASE, NO POLITICAL ADVERTISING!

RECOGNITION

Participants may be recognized in the following categories:
ADULT FLOAT, JUVENILE FLOAT, DECORATED VEHICLE, HIGH SCHOOL BAND, PERFORMING GROUP, MARCHING GROUP and A ‘BEST IN SHOW’

Points will be awarded based upon representation of theme, use of music, originality, costumes/uniforms and overall performance.

DECORATIONS REQUIRED

All mobile entries, including cars and trucks towing floats, must be decorated. Parade officials will review each entry for decoration prior to the start of the event.

NO SELLING

No sale or distribution of merchandise, food or beverages is permitted in staging areas or along the parade route (including participating non-profit organizations) other than by vendors approved by the Central Palm Beach County Chamber of Commerce.

SPOTTERS FOR SAFETY

The following defined vehicles must have **TWO SPOTTERS EACH DURING THE ENTIRE PARADE**: Tractor/trailer combination truck/vehicle; motorized truck pulling any type of trailer/float; farm type tractor pulling any type of trailer/float; any single truck type vehicle with a deck/platform/with riders or decorations; any single vehicle identified by parade staff as having a potential risk to parade participants/spectators. A spotter must be at least 18 years old and capable of understanding his/her responsibility in directing the vehicle and crowds. Spotters shall walk in the front of the specific vehicle and slightly to either side of the front bumper. Spotters shall be far enough in front that the driver can have a full and clear view of spotters for assistance and/or directions. Spotters shall direct the driver regarding starting, stopping, back up, speed and any other potential danger to participants/spectators. Spotters shall direct the spectators to remain well away from the vehicle at all times to ensure safety.

EQUESTRIAN

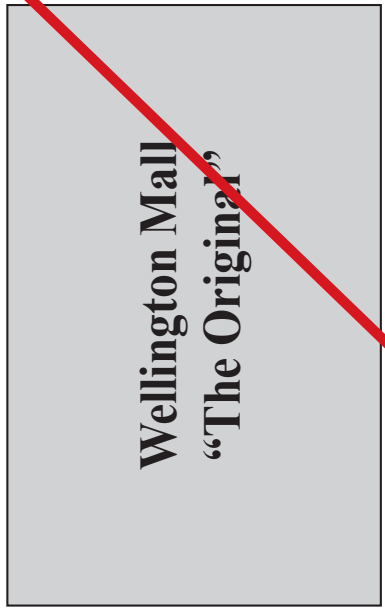
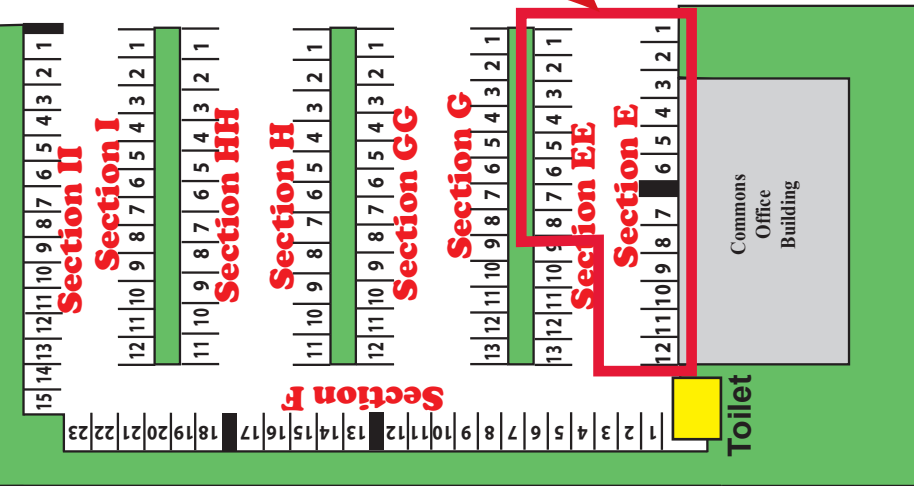
Equestrian units must have liability insurance of not less than \$300,000. Under the new helmet law, **ALL RIDERS UNDER 16 MUST WEAR A HELMET IN A PUBLIC PLACE.** A certificate of insurance issued to the Central Palm Beach County Chamber of Commerce must be returned with the application. Horses should be “parade ready” and will be checked by a parade official. Any horse deemed unstable will not be allowed to participate. **NO DOUBLE RIDING ALLOWED!** All equestrian units must supply their own clean-up detail, both at the staging area and throughout the parade.

E 1-12 & EE 1-8

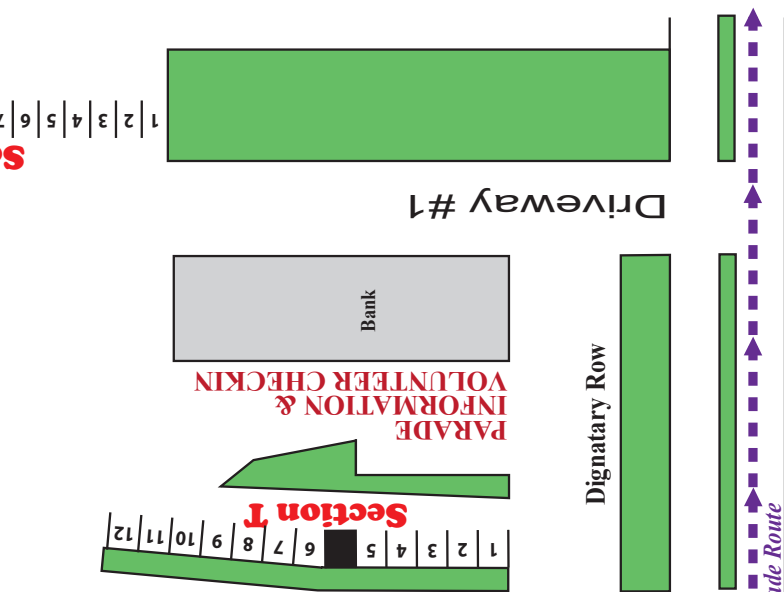
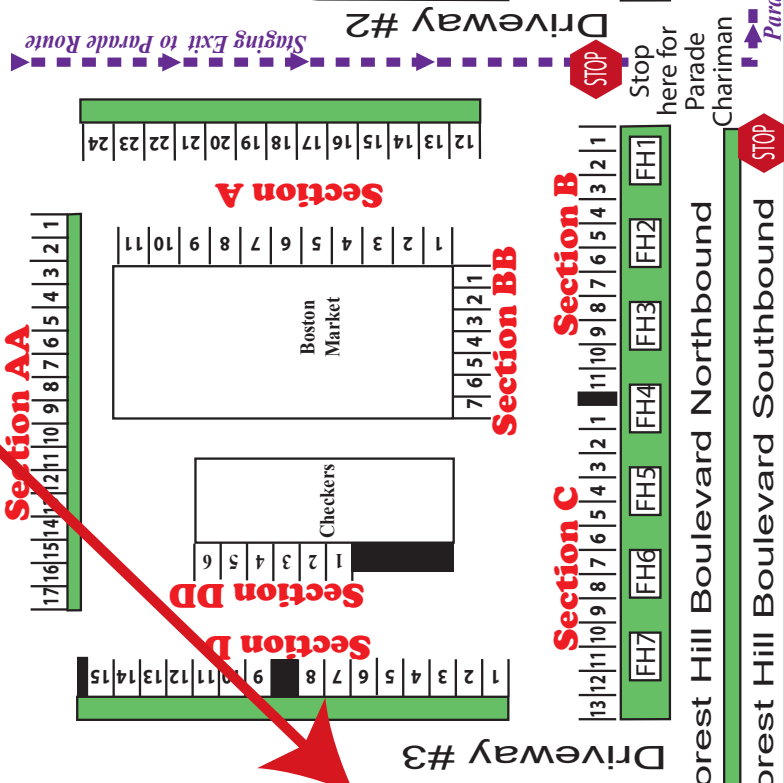
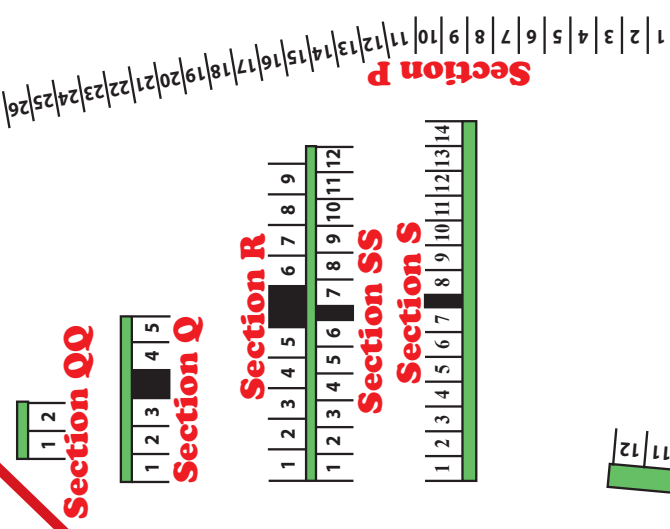


Parent Drop Off Circle (max. 10 min. parking)

Driveway #4



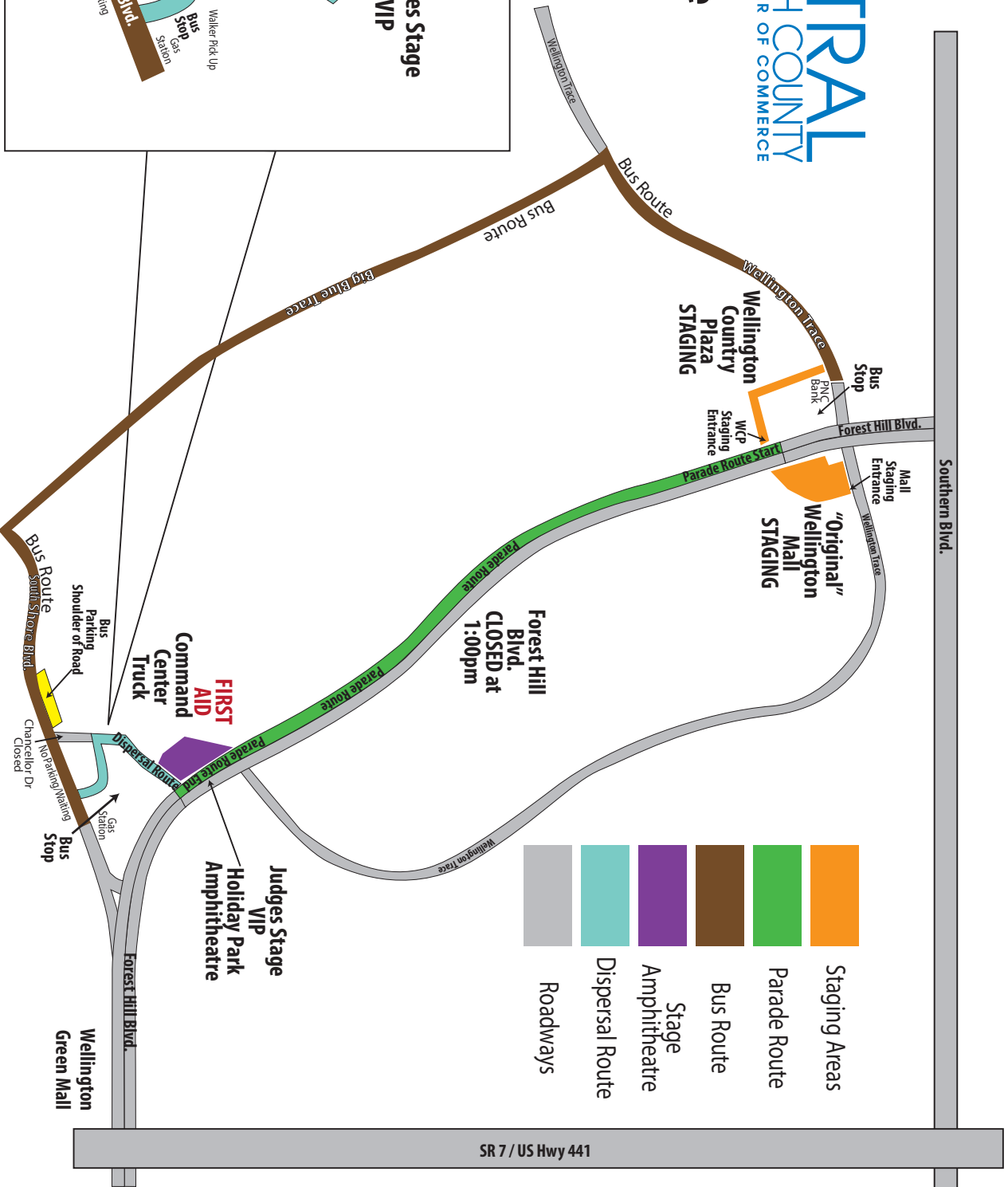
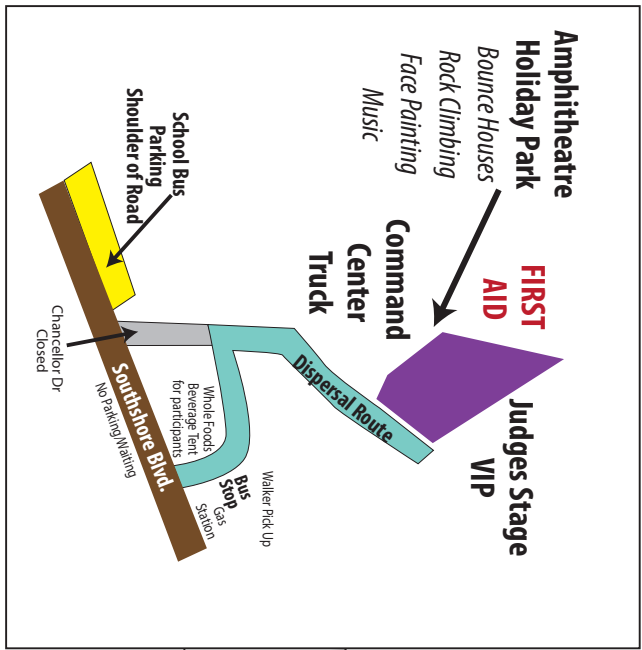
Kem Kids





CENTRAL
PALM BEACH COUNTY
CHAMBER OF COMMERCE

Holiday Parade in the Village of Wellington



- Staging Areas
- Parade Route
- Bus Route
- Stage Amphitheatre
- Dispersal Route
- Roadways